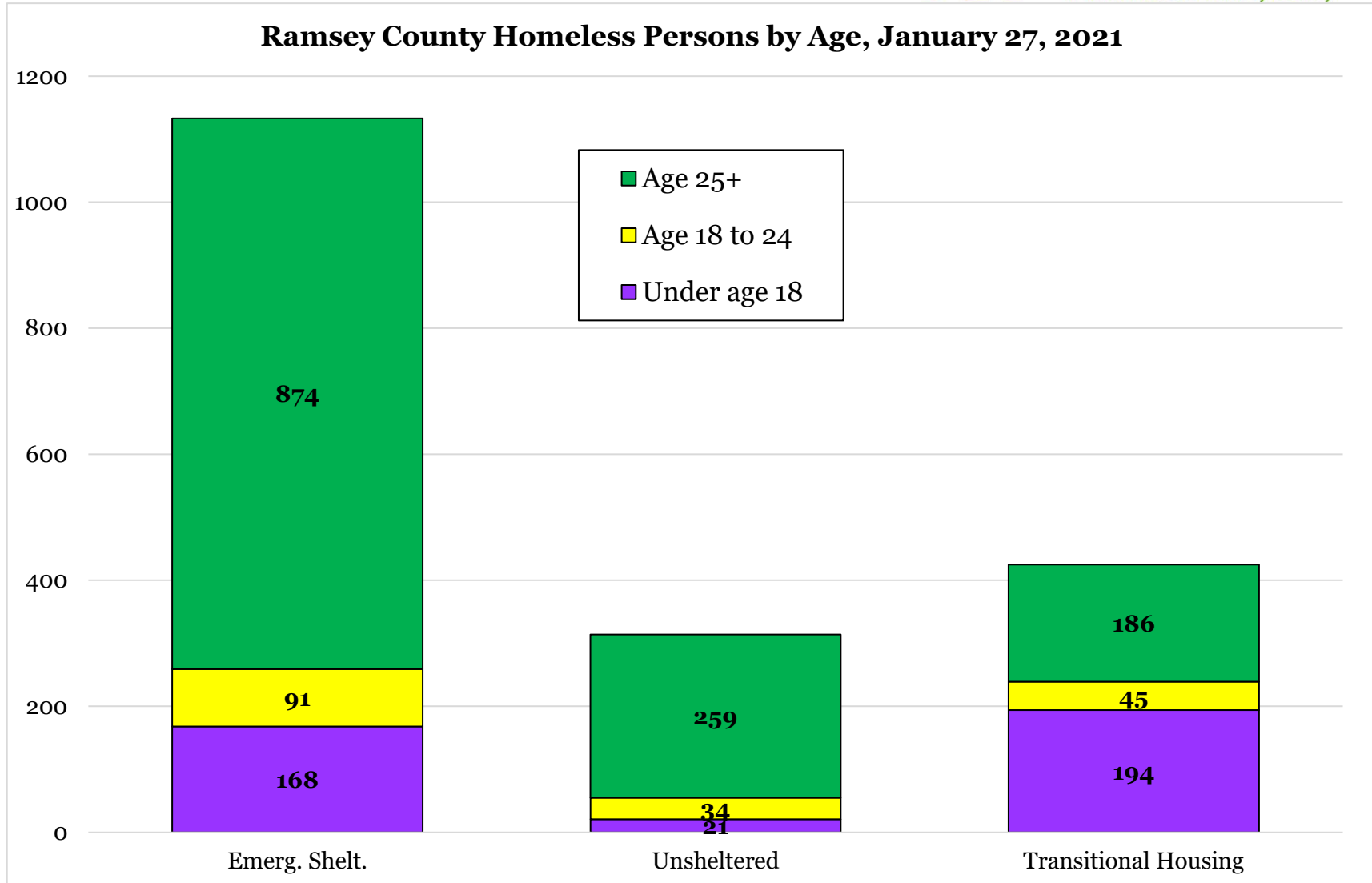



Point-in-Time Homeless Summary for 1/27/2021
Ramsey County CoC

Total Homeless Persons = 1,872

Note: Excludes doubled-up

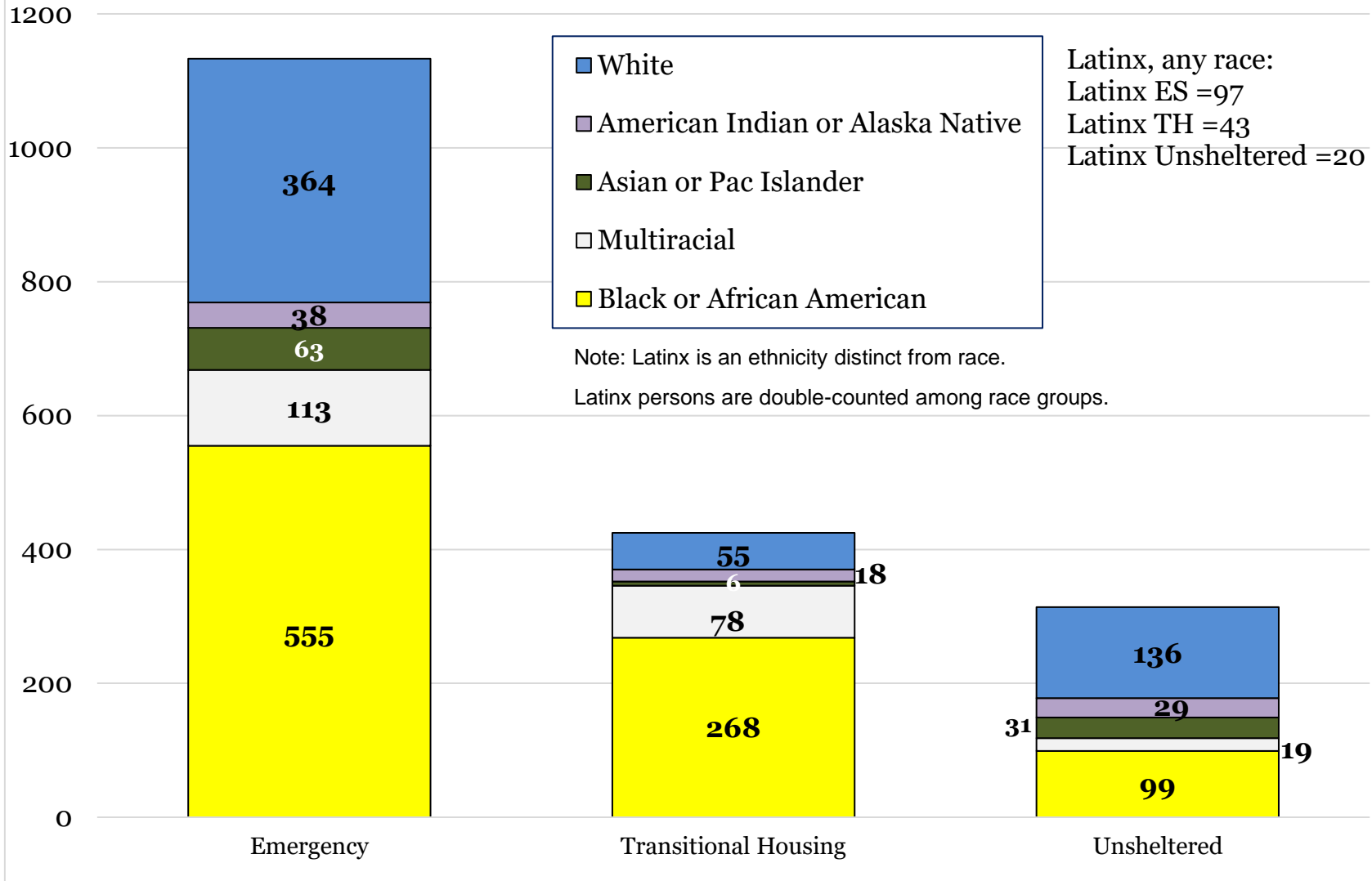


Total Persons: 1133

314

425

Homeless Persons by Race and Ethnicity, January 27, 2021



Latinx, any race:
 Latinx ES =97
 Latinx TH =43
 Latinx Unsheltered =20

Note: Latinx is an ethnicity distinct from race.
 Latinx persons are double-counted among race groups.

Total Persons: 1133

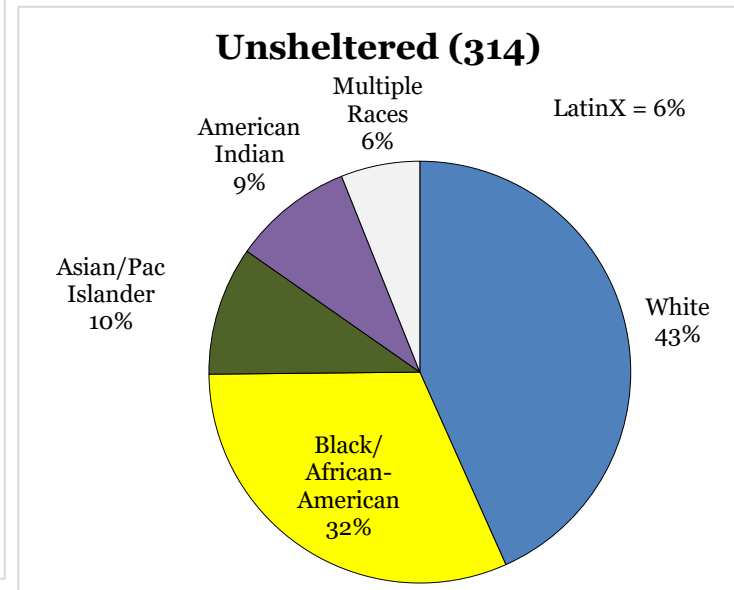
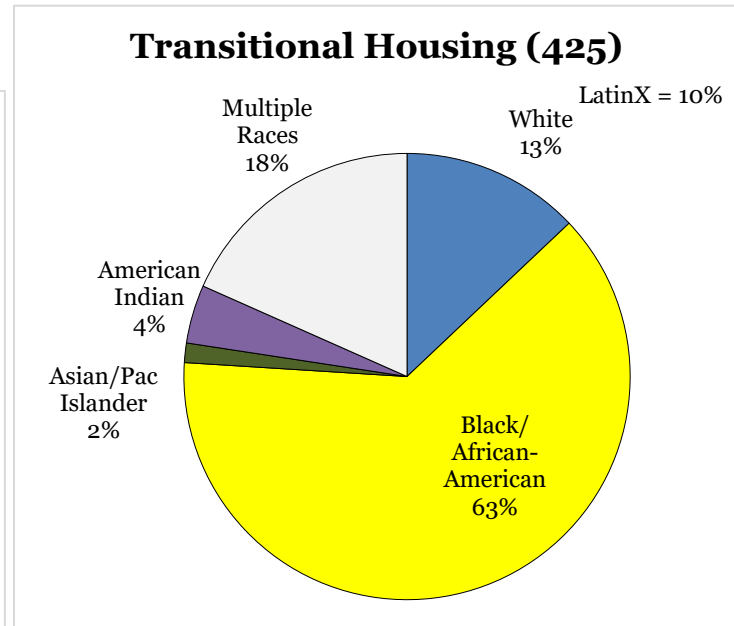
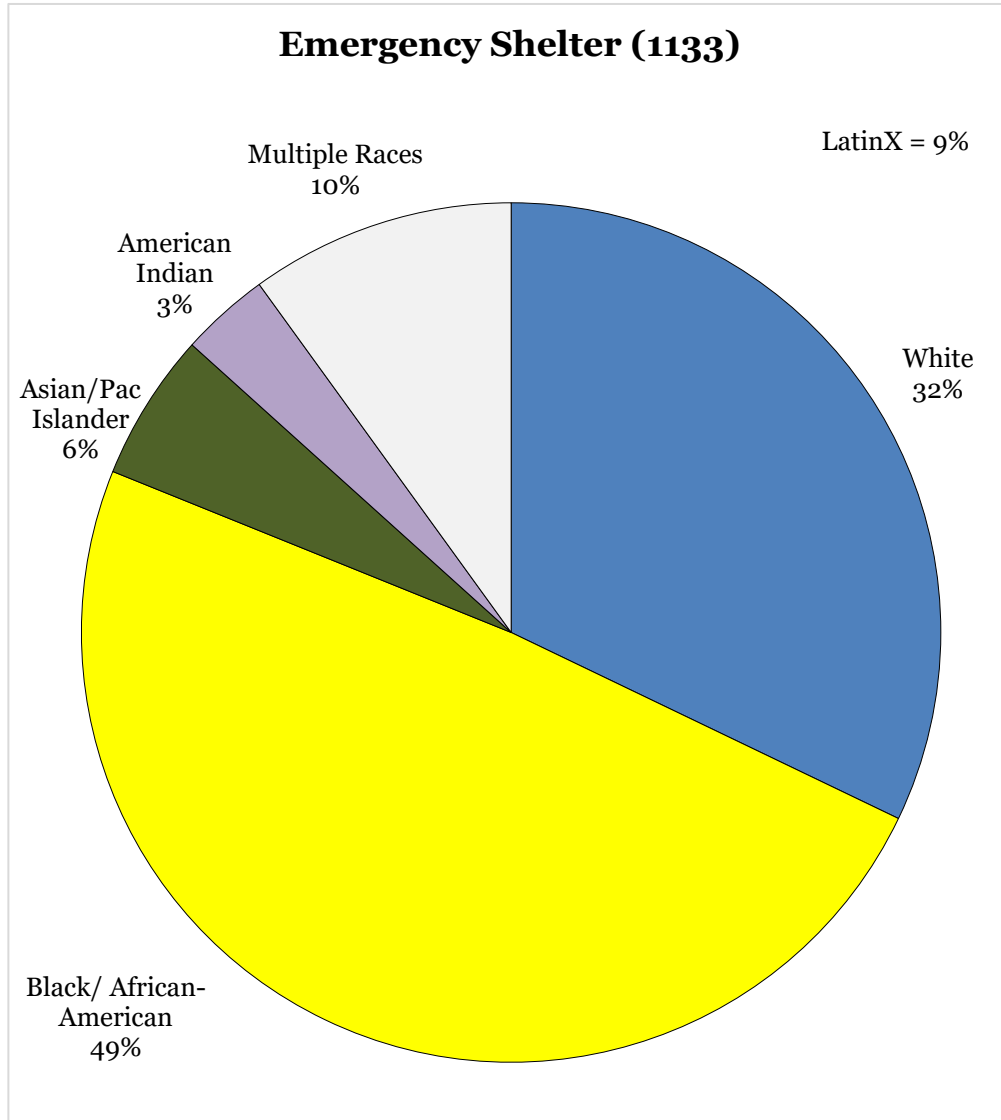
425

314

Percent of Homeless Persons by Race and Ethnicity, January 27, 2021

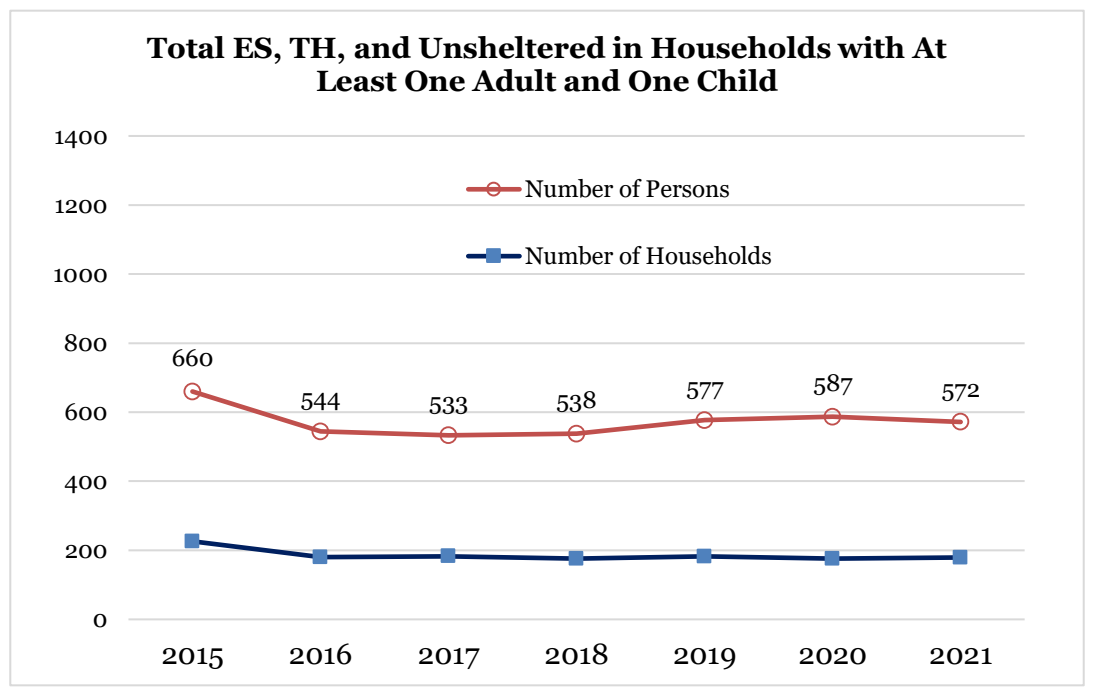
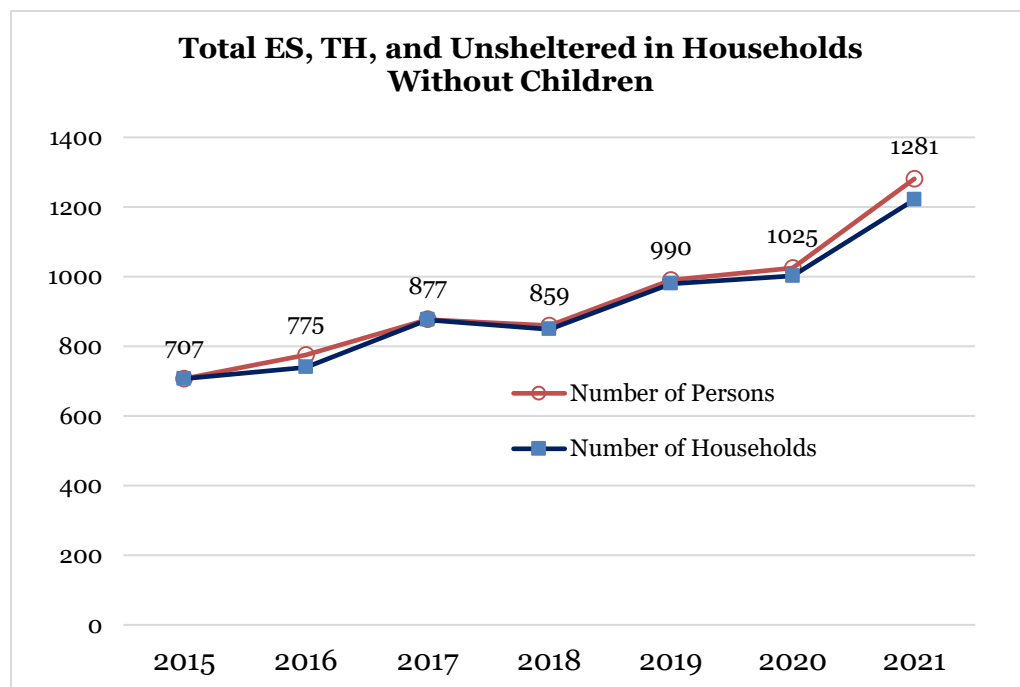
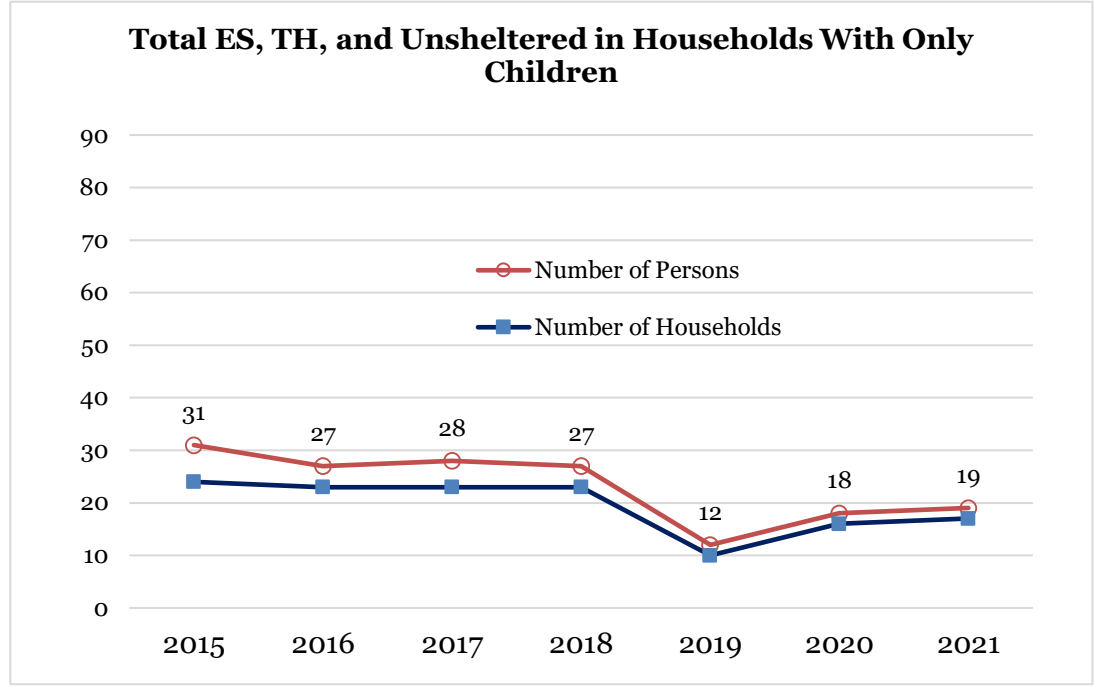
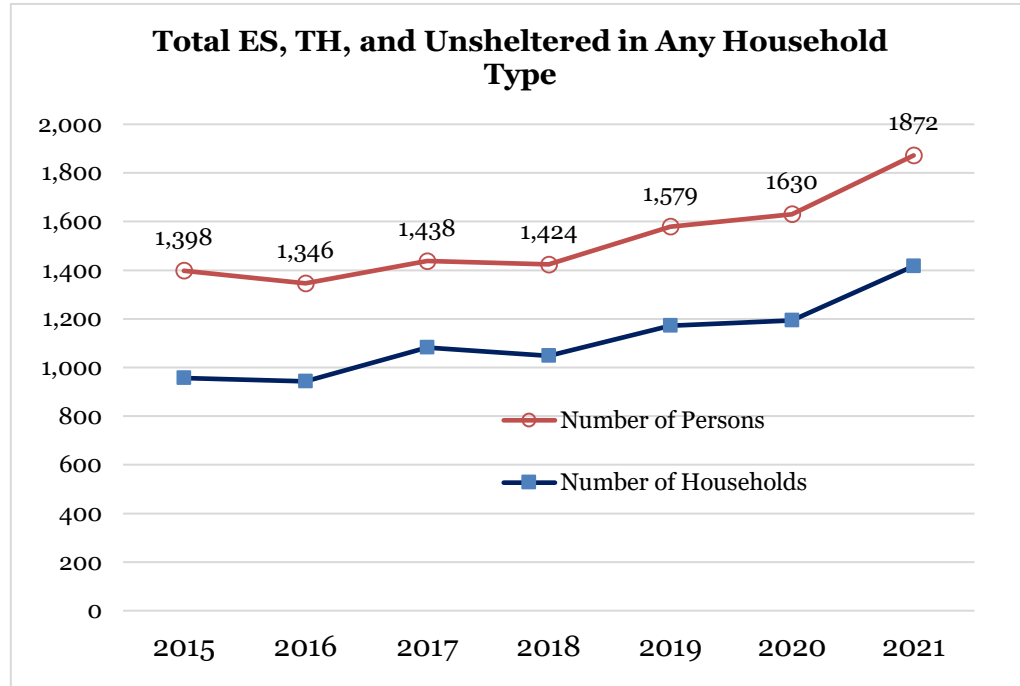
Note: Latinx is an ethnicity distinct from race.

Latinx persons are double-counted among race groups.

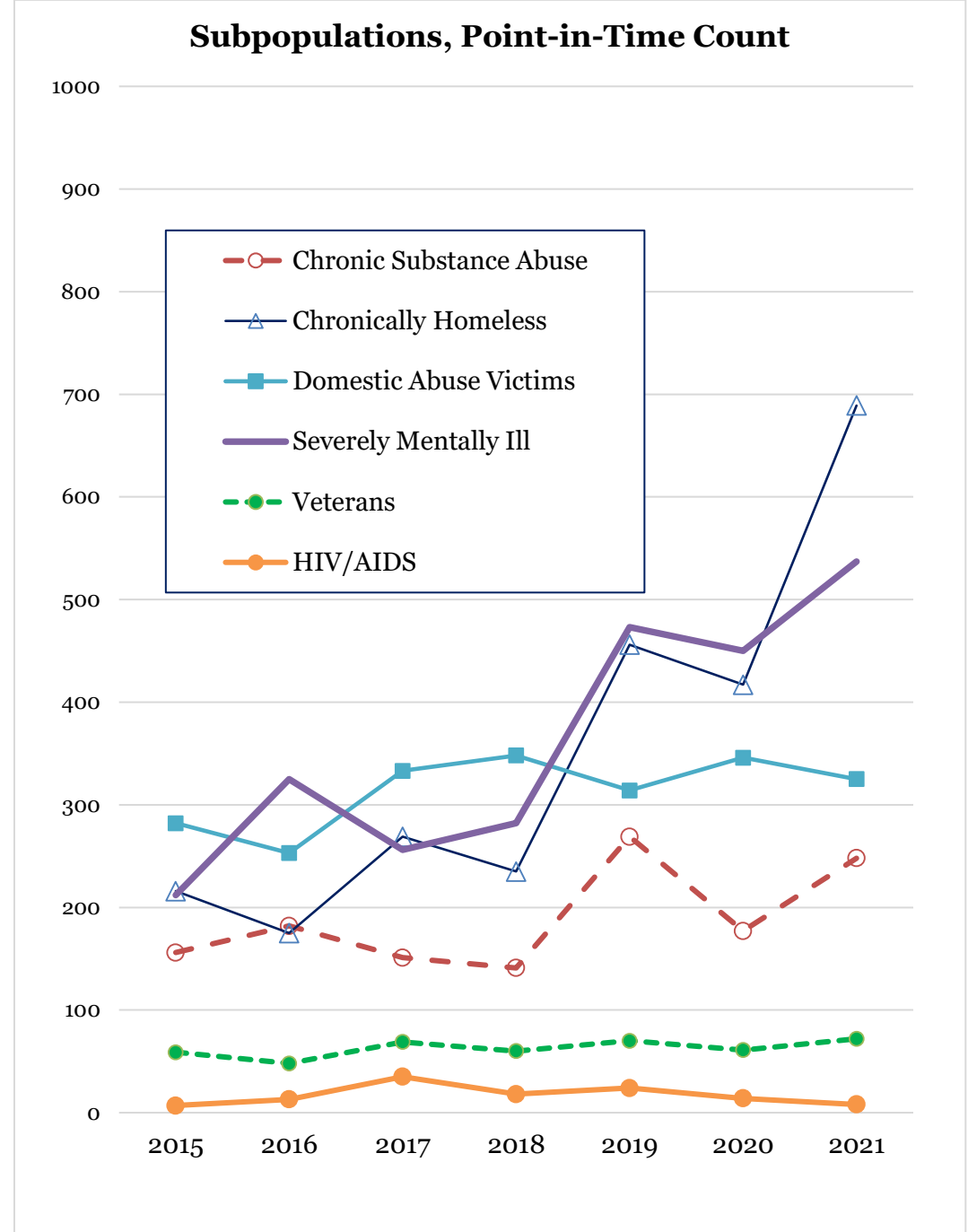
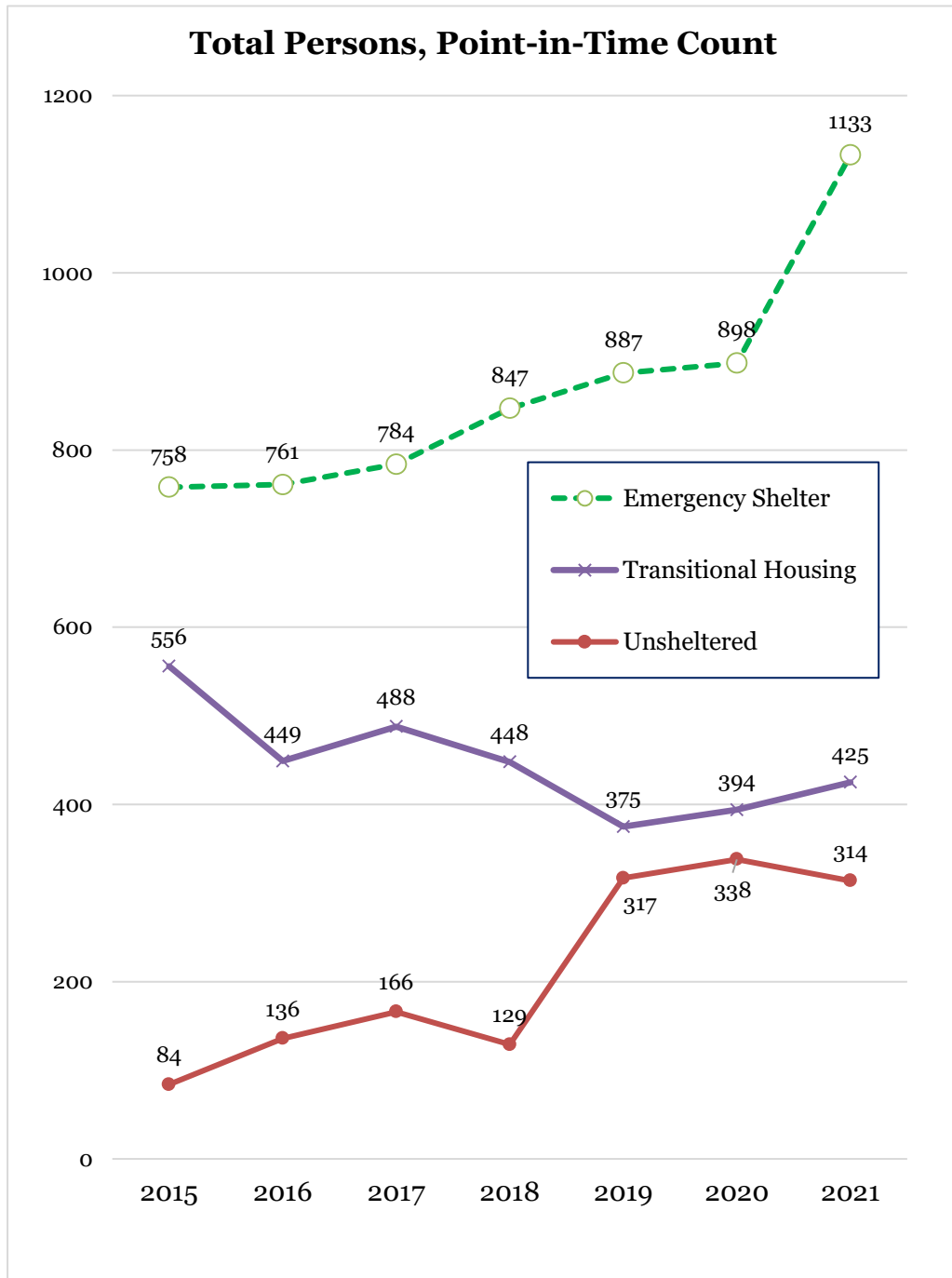


Preliminary Point in Time Summary 2015-2021 for Ramsey County CoC

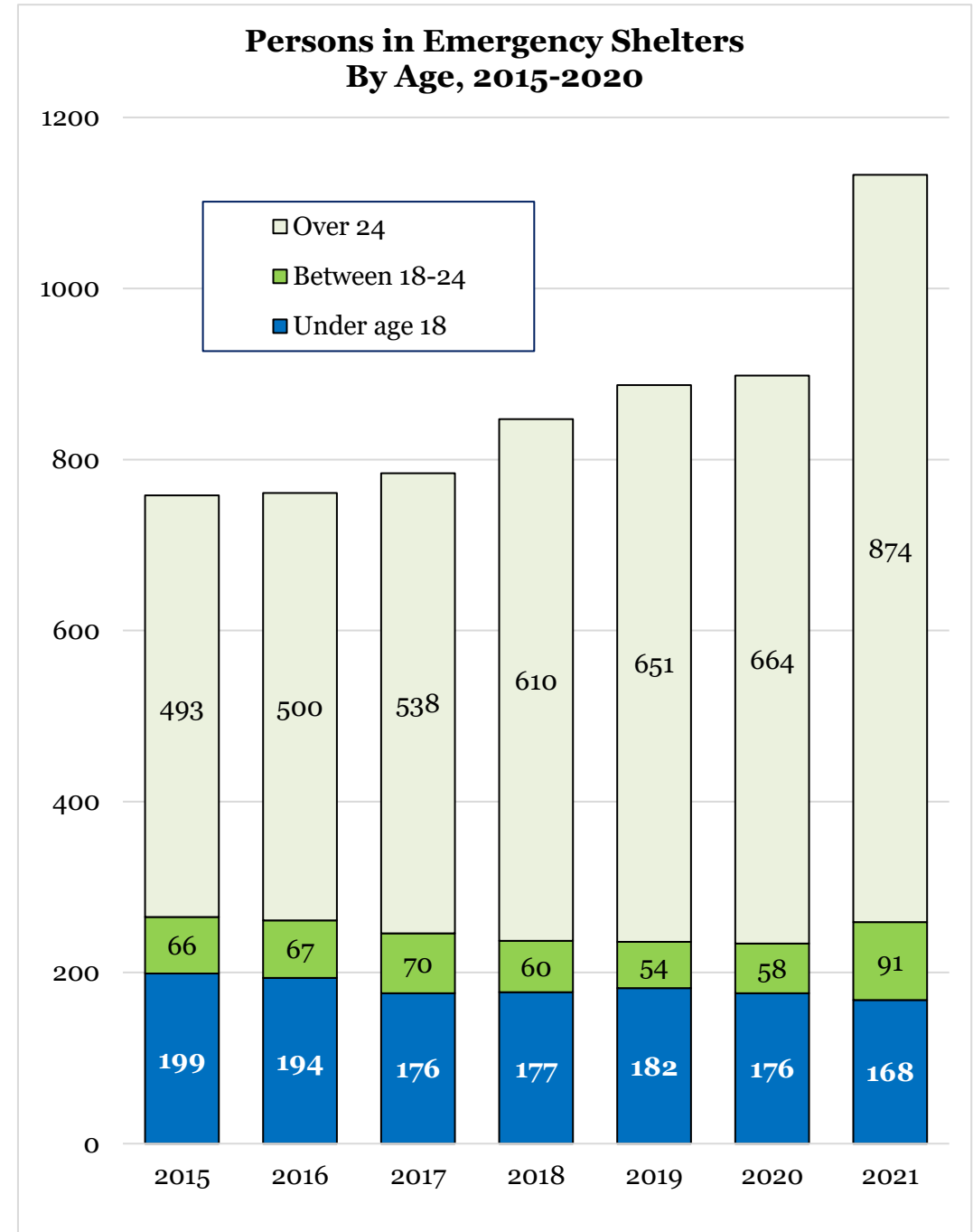
Note: Doubled-up counts are excluded from trend charts.



Preliminary Point in Time Summary 2015-2021 for Ramsey County CoC

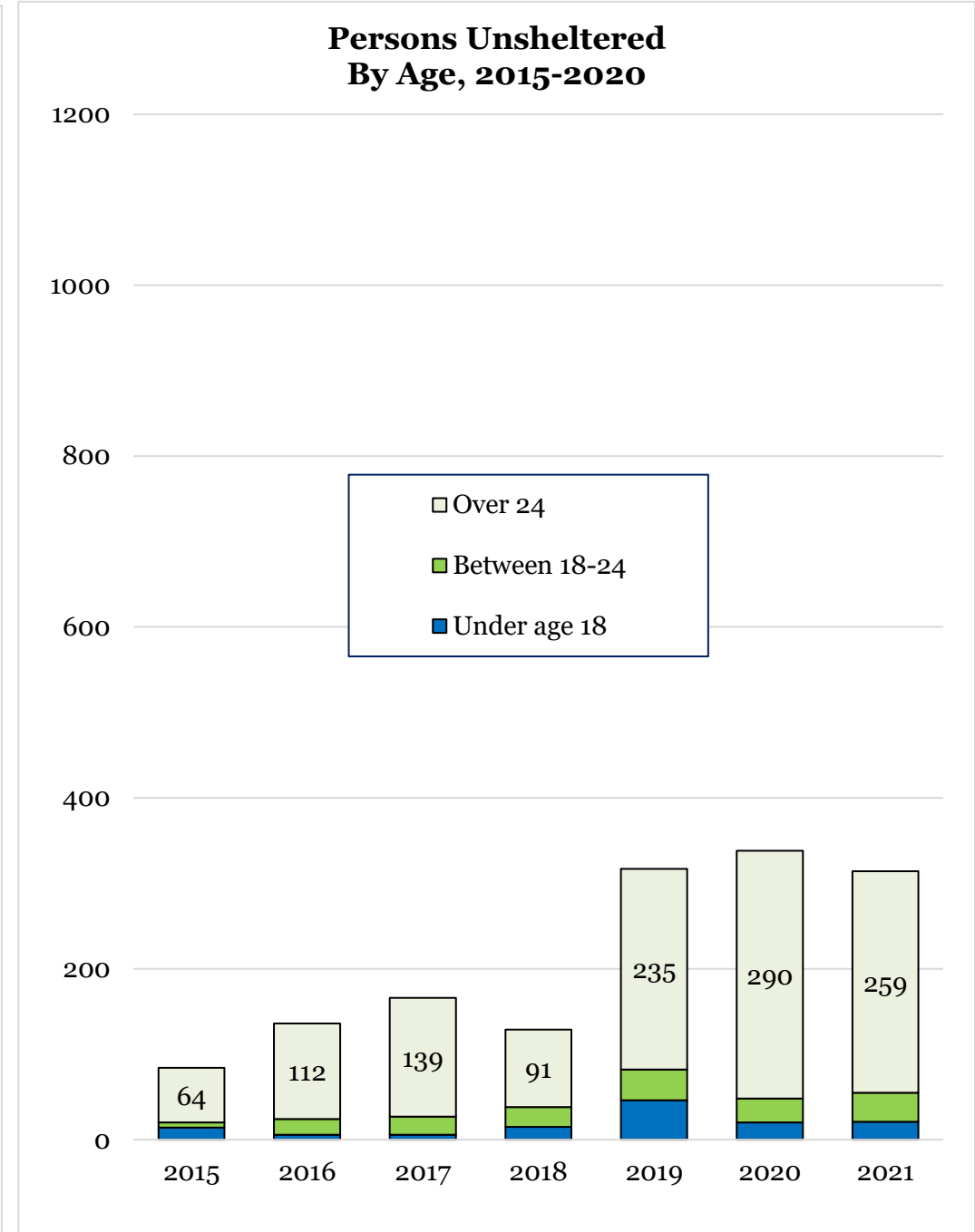
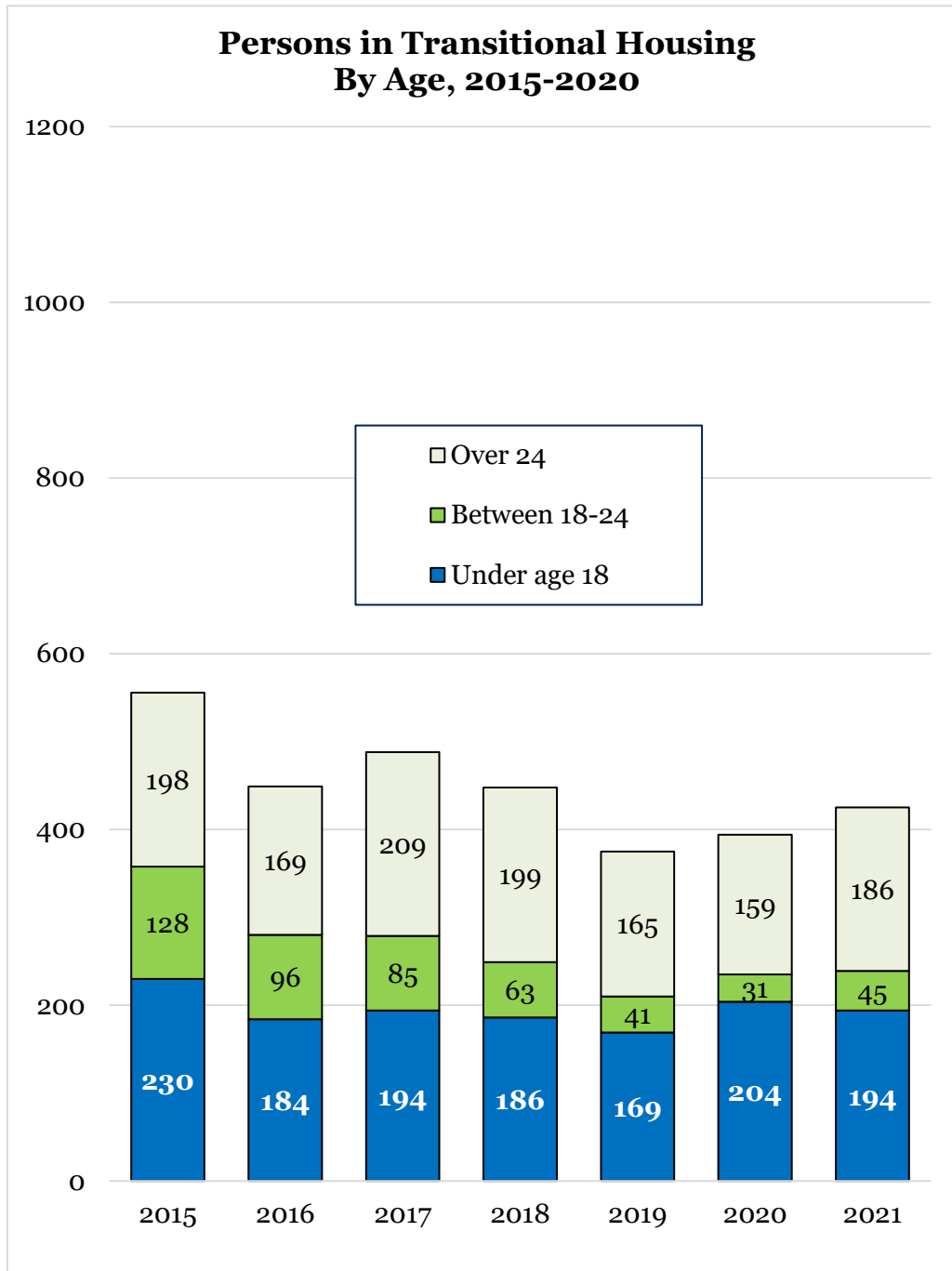


Preliminary Point in Time Summary 2015-2021 for Ramsey County CoC



Preliminary Point in Time Summary 2015-2021 for Ramsey County CoC

Page 7



Preliminary Point in Time Summary 2015-2021 for Ramsey County CoC, last revised 5/18/21

Appendix-1

Persons in Households with at least One Adult and One Child

	Emergency Shelter							Transitional Housing						
	2015	2016	2017	2018	2019	2020	2021	2015	2016	2017	2018	2019	2020	2021
Number of Households	96	92	84	81	84	81	86	117	85	97	90	80	85	84
Number of Persons	296	276	246	258	268	271	261	338	259	281	261	242	285	276
Number under age 18	191	181	162	169	179	174	162	208	170	182	169	160	189	181
Number between 18-24	24	22	19	13	15	16	25	51	25	31	27	15	15	14
Number over 24	81	73	65	76	74	81	74	79	64	68	65	67	81	81

Persons in Households With Only Children

	Emergency Shelter							Transitional Housing						
	2015	2016	2017	2018	2019	2020	2021	2015	2016	2017	2018	2019	2020	2021
Number of Households	8	12	12	8	3	2	6	15	11	9	13	7	13	11
Number of Persons	8	13	14	8	3	2	6	22	14	12	17	9	15	13

Persons in Households Without Children

	Emergency Shelter							Transitional Housing						
	2015	2016	2017	2018	2019	2020	2021	2015	2016	2017	2018	2019	2020	2021
Number of Households	454	472	524	580	615	621	832	196	172	195	164	123	89	130
Number of Persons	454	472	524	581	616	625	866	196	176	195	170	124	94	136
Number age 18-24	42	45	51	47	39	42	66	77	71	54	36	26	16	31
Number over 24	412	427	473	534	577	583	800	119	105	141	134	98	78	105

Total Households and Persons

	Emergency Shelter							Transitional Housing						
	2015	2016	2017	2018	2019	2020	2021	2015	2016	2017	2018	2019	2020	2021
Number of Households	558	576	620	669	702	704	924	328	268	301	267	210	187	225
Number of Persons	758	761	784	847	887	898	1133	556	449	488	448	375	394	425
Number under age 18	199	194	176	177	182	176	168	230	184	194	186	169	204	194
Number between 18-24	66	67	70	60	54	58	91	128	96	85	63	41	31	45
Number over 24	493	500	538	610	651	664	874	198	169	209	199	165	159	186

Preliminary Point in Time Summary 2015-2021 for Ramsey County CoC, last revised 5/18/21

Appendix-2

Persons in Households with at least One Adult and One Child

	Unsheltered							Emergency Shelter, Transitional Housing, Unsheltered Total						
	2015	2016	2017	2018	2019	2020	2021	2015	2016	2017	2018	2019	2020	2021
Number of Households	13	3	2	5	18	10	9	226	180	183	176	182	176	179
Number of Persons	26	9	6	19	67	31	35	660	544	533	538	577	587	572
Number under age 18	13	6	4	13	46	19	21	412	357	348	351	385	382	364
Number between 18-24	4	0	1	3	3	2	3	79	47	51	43	33	33	42
Number over 24	9	3	1	3	18	10	11	169	140	134	144	159	172	166

Persons in Households With Only Children

	Unsheltered							Emergency Shelter, Transitional Housing, Unsheltered Total						
	2015	2016	2017	2018	2019	2020	2021	2015	2016	2017	2018	2019	2020	2021
Number of Households	1	0	2	2	0	1	0	24	23	23	23	10	16	17
Number of Persons	1	0	2	2	0	1	0	31	27	28	27	12	18	19

Persons in Households Without Children

	Unsheltered							Emergency Shelter, Transitional Housing, Unsheltered Total						
	2015	2016	2017	2018	2019	2020	2021	2015	2016	2017	2018	2019	2020	2021
Number of Households	57	96	157	105	242	292	259	707	740	876	849	980	1002	1221
Number of Persons	57	127	158	108	250	306	279	707	775	877	859	990	1025	1281
Number age 18-24	2	18	20	20	33	26	31	121	134	125	103	98	84	128
Number over 24	55	109	138	88	217	280	248	586	641	752	756	892	941	1153

Total Households and Persons

	Unsheltered							Emergency Shelter, Transitional Housing, Unsheltered Total						
	2015	2016	2017	2018	2019	2020	2021	2015	2016	2017	2018	2019	2020	2021
Number of Households	71	99	161	112	260	303	268	957	943	1,082	1,048	1,172	1,194	1417
Number of Persons	84	136	166	129	317	338	314	1,398	1,346	1,438	1,424	1,579	1,630	1872
Number under age 18	14	6	6	15	46	20	21	443	384	376	378	397	400	383
Number between 18-24	6	18	21	23	36	28	34	200	181	176	146	131	117	170
Number over 24	64	112	139	91	235	290	259	755	781	886	900	1,051	1,113	1319

Preliminary Point in Time Summary 2015-2021 for Ramsey County CoC, last revised 5/18/21

Appendix-3

SUB-POPULATIONS

Population	SHELTERED (ES + TH)							UNSHELTERED						
	2015	2016	2017	2018	2019	2020	2021	2015	2016	2017	2018	2019	2020	2021
Chronically Homeless* Individ	164	151	163	179	257	230	467	52	24	106	56	199	187	222
Homeless* Familie	17	9	9	13	15	13	6	6	2	1	0	8	3	4
# in Families	53	28	28	42	51	45	22	12	7	2	0	29	9	13
Veterans	52	47	59	57	59	52	63	7	1	10	3	11	9	9
Serious Mental Illness	173	257	153	211	294	285	335	39	68	103	71	179	165	202
Substance Abuse Disorder	136	160	83	101	162	73	107	20	22	68	40	107	104	141
HIV/AIDS	7	12	34	16	22	13	6	0	1	1	2	2	1	2
Domestic Abuse Victims	263	237	248	336	291	323	305	19	16	85	12	23	23	20

*The sheltered chronically homeless are only counted in emergency shelters.

Sub-Population	SHELTERED and UNSHELTERED TOTAL						
	2015	2016	2017	2018	2019	2020	2021
Chronically Homeless* Individ	216	175	269	235	456	417	689
Homeless* Familie	23	11	10	13	23	16	10
# in Families	65	35	30	42	80	54	35
Veterans	59	48	69	60	70	61	72
Severely Mentally Ill	212	325	256	282	473	450	537
Chronic Substance Abuse	156	182	151	141	269	177	248
HIV/AIDS	7	13	35	18	24	14	8
Domestic Abuse Victims	282	253	333	348	314	346	325

*The sheltered chronically homeless are only counted in emergency shelters.

Prepared by Ramsey County Health & Wellness Administration, Research & Evaluation, 5/18/2020

For more information contact: Mark Herzfeld, Mark.Herzfeld@co.ramsey.mn.us
 Loni Aadalen, Loni.Aadalen@co.ramsey.mn.us
 Joseph Desenclos, Joseph.Desenclos@co.ramsey.mn.us

	Change 2019-2020		Change 2020-2021	
	Number	Percent	Number	Percent
Emergency Shelter	11	1.2%	235	26.2%
Transitional Housing	19	5.1%	31	7.9%
Unsheltered	21	6.6%	-24	-7.1%
Total	51	3.2%	242	12.9%
Children Under 18	3	0.8%	-17	-4.3%
Youth 18-24	-14	-10.7%	53	45.3%
Chronic Homeless	-39	-8.6%	272	65.2%